

General Warranty Conditions

The warranty applies to the original purchaser from the date of purchase and covers manufacturing faults and defects only. If an item should fail as a result of a manufacturing fault or defect under normal domestic use, the manufacturer at their discretion will repair, refinish or replace the failed item.

The manufacturer reserves the right to substitute failed items with a similar product should the model or colour no longer be available. Any replacement will be for the failed item only, not a complete set. The original warranty period is not extended in the event of a repair, refinish or replacements.

In the event of a failure, it is the customer's responsibility to return the item to the store of purchase along with a copy of the receipt. LG Outdoor will confirm that the customer has registered their warranty. Warranty specifically excludes general wear and tear, rusting of steel components and parts, corrosion, commercial use and damage caused as a result of failure to observe reasonable care, maintenance and assembly instructions for both furniture and hardware.

This product comes with a Limited Warranty which covers the following:

* 3 Year Limited Warranty - Aluminium Frames - which excludes damage to the finish caused by corrosion, scratching, pitting, fading or oxidisation

For all other components not covered by the above a standard 12 month warranty will apply

To register your warranty please visit lgoutdoor.co.uk/furniture-warranty within 28 days of purchase

LEISUREGROW

Dewmead Farm
New Inn Road
Hinxworth, SG7 5HG
consumer@leisuregrow.com



ASSEMBLY AND CARE INSTRUCTIONS

Bali 70cm Bistro Table

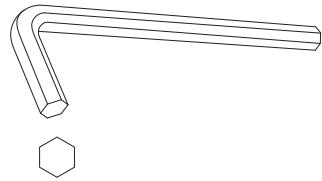


**This is an important document.
Please retain for future reference.
Please keep your receipt of purchase. Please note we are unable
to process any warranty claim without proof of purchase.**

Care Instructions

- * This tabletop is made from Ceramic Printed Glass. The table frame is made from powder-coated aluminium. While it has been treated with a protective lacquer during production, please avoid contact with sharp or abrasive objects
- * Do not sit or stand on this table
- * We recommend cleaning this product periodically with warm, soapy water and a cloth or non-abrasive brush. Do not use harsh or abrasive chemicals
- * To keep your product looking its best, we would always recommend covering with an LG Outdoor Furniture Cover when not being used for longer periods. Throughout the winter months either bring indoors or cover as above. Failure to do so may invalidate your warranty


Necessary Tools (Supplied)



You will find a pack within this box tied to a red ribbon which contains the fittings.






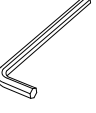



WARNING – the fittings pack contains **SMALL ITEMS** which are a potential choking hazard and should be kept away from children at all times

Assembly Requirements

Number of people required to assemble	
Approximate Assembly time	15 minutes

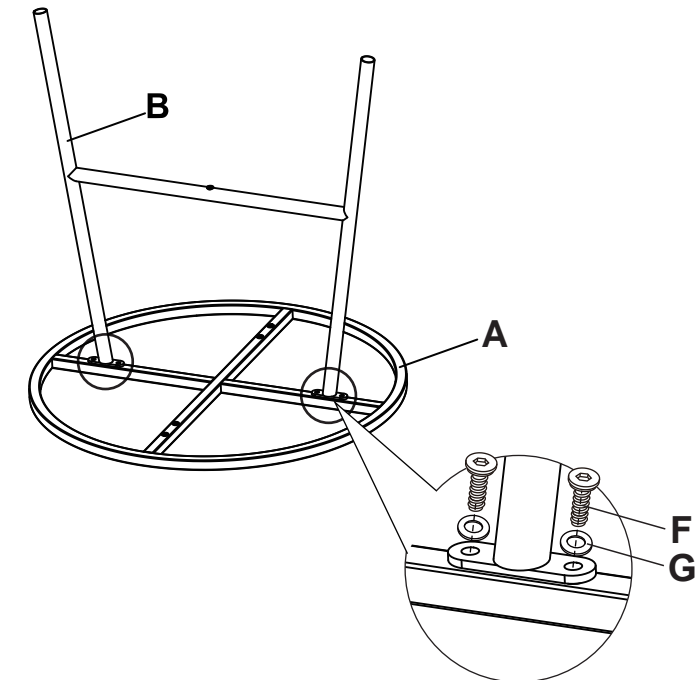
Read this leaflet in full before commencing assembly.

Part List Supplied

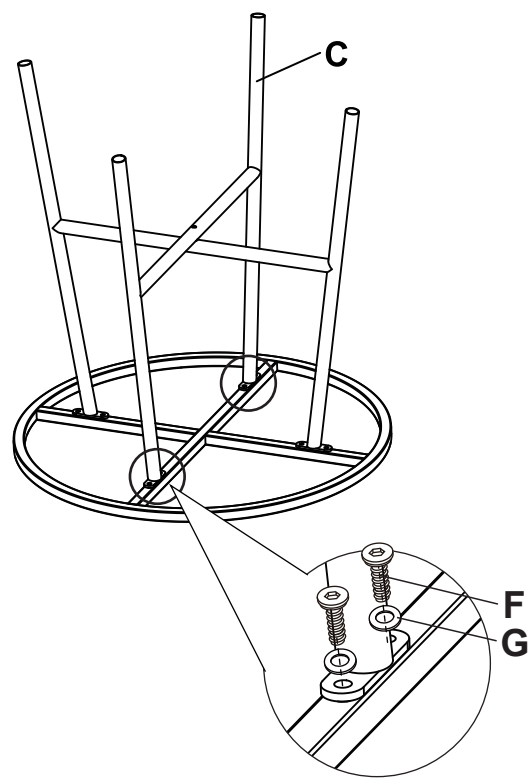
A	TABLE TOP		1	F	BOLT(M6X20L)		8
B	TABLE LEG ASSEMBLY 1		1	G	METAL WASHER (φ6.5)		9
C	TABLE LEG ASSEMBLY 2		1	H	ALLEN KEY(M6)		1
D	GLASS		1	I	TOUCH UP PAINT		1
E	BOLT(M6X35L)		1				

Assembly Instructions

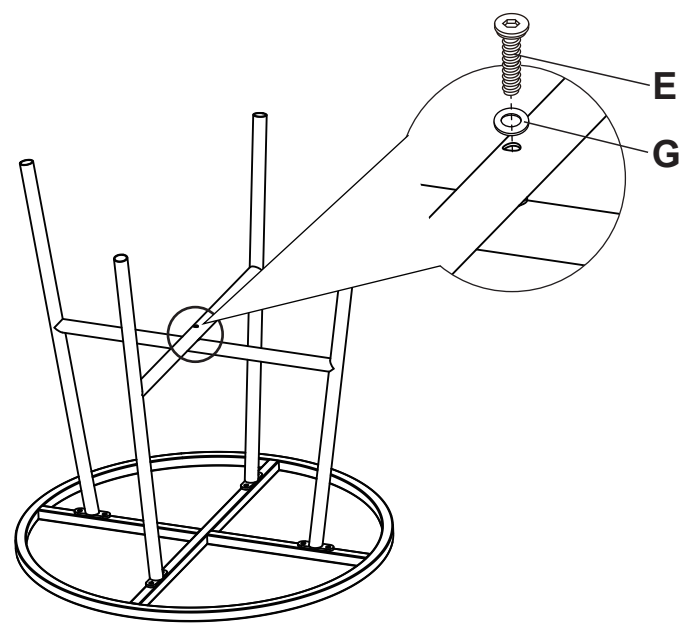
STEP1




STEP2




STEP3



STEP4



STEP5



PLEASE ENSURE ALL FIXINGS ARE LEFT LOOSE DURING ASSEMBLY BUT ARE SECURELY TIGHTENED UPON COMPLETION.