

PLEASE KEEP ME WITH YOUR PROOF OF PURCHASE FOR FUTURE REFERENCE



ASSEMBLY INSTRUCTIONS

SOMERTON SQUARE CORNER SOFA (LEFT + RIGHT) + CORNER SOFA

(69609129 / 69610129)

ATTENTION:





1. Please read these instructions carefully before assembly
2. Aluminium is soft metal and over tightening may strip thread or break the part
3. **DO NOT** use power tools
4. Please allow 30 minutes for assembly.
5. Although assembly only requires 1 person it is advised that a second person be present to help turn the table over and into position when fully assembled.

ASSEMBLY STEPS:

1. Position part (A), part (B) and part (C) ready for assembly
2. With Velcro straps (D) position over the section that adjoin parts (A), (B) and (C) .
3. Place assembled sofa in desired position and put all cushions on the seat.

For more information regarding maintenance of your furniture please visit

http://www.hartmanuk.co.uk/after_care_videos.html

Component's					Fixings				
Parts List	Parts Picture	Description	Q'ty	Part no	Parts list	Parts Picture	Description	Q'ty	Part no.
A		2-Seater Left	1	69609129A	D		Velcro strap	4	2200011
B		2-Seater Right	1	69609129B					
C		Corner	1	69610129C					

For replacement or lost spare parts please go to <http://faq.hartmanuk.co.uk/spares/>

Should you have any queries about your furniture your first point of contact should be the retailer from whom you purchased your product

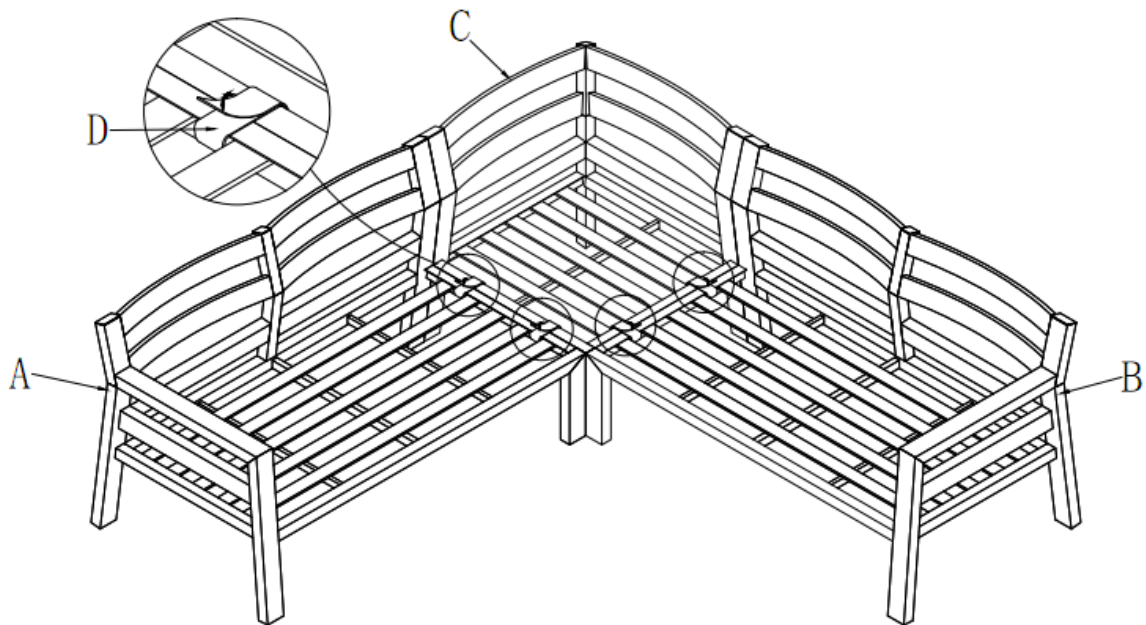
PLEASE KEEP ME WITH YOUR PROOF OF PURCHASE FOR FUTURE REFERENCE



ASSEMBLY INSTRUCTIONS

SOMERTON SQUARE CORNER SOFA (LEFT + RIGHT) + CORNER SOFA

(69609129 / 69610129)



For replacement or lost spare parts please go to <http://faq.hartmanuk.co.uk/spares/>
Should you have any queries about your furniture your first point of contact should be the retailer from whom you purchased your product